

# Overview - Public Entities Quarterly Reporting

Approved receipts

658.9

72.4%

Approved spending

838.6

54.8%

Surplus/(deficit)

-179.7

- ☐ R billion
- ☒ R million
- ☐ R thousand

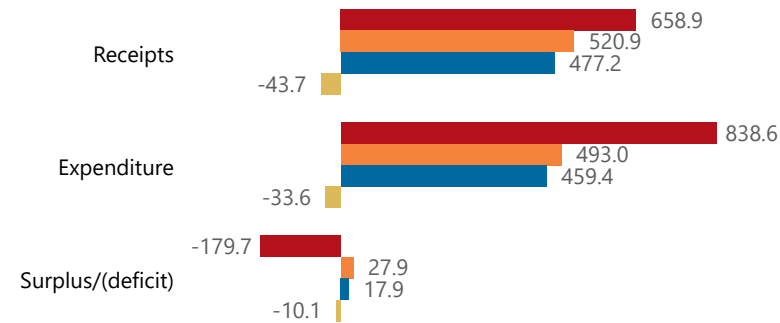


national treasury

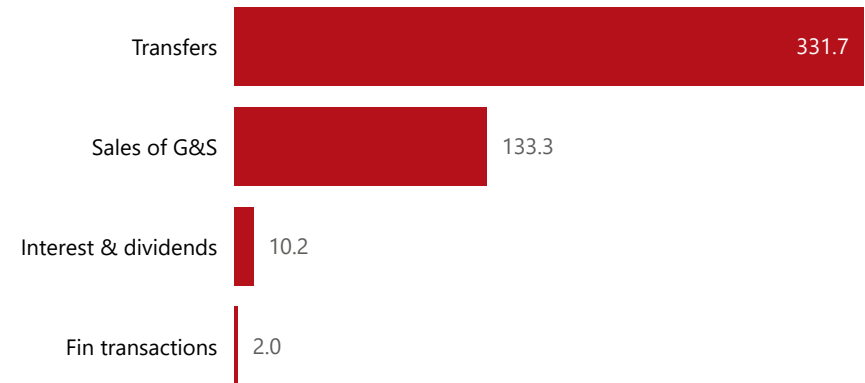
Department:  
National Treasury  
REPUBLIC OF SOUTH AFRICA

## Consolidation

● Approved ● Forecast ● YTD ● Variance



## Composition of receipts



## Quarter

3

## Cluster

All

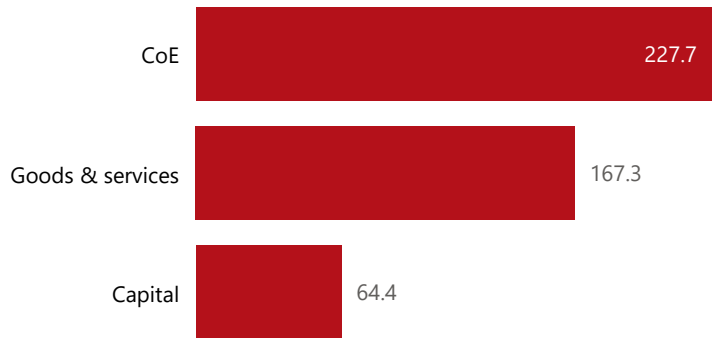
## Department

Forestry, Fisheries and the Environm...

## Entity

South African Weather Service

## Composition of spending



## Functional grouping



## Spending by PFMA schedule



# Public Entities Receipts

Approved sales of G&S

167.2

79.7%

Approved transfers

486.6

68.2%



national treasury

Department:  
National Treasury  
REPUBLIC OF SOUTH AFRICA

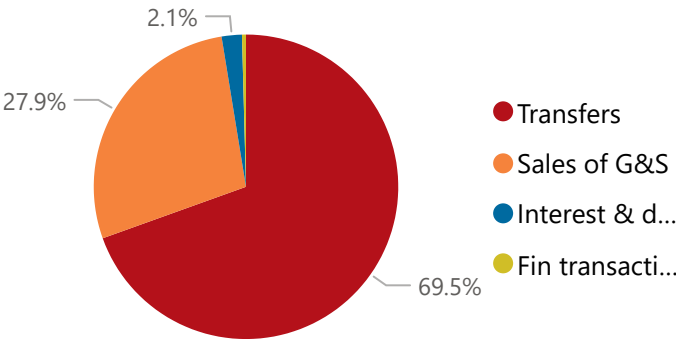
- ☐ R billion
- ☒ R million
- ☐ R thousand

## Actual vs Forecast

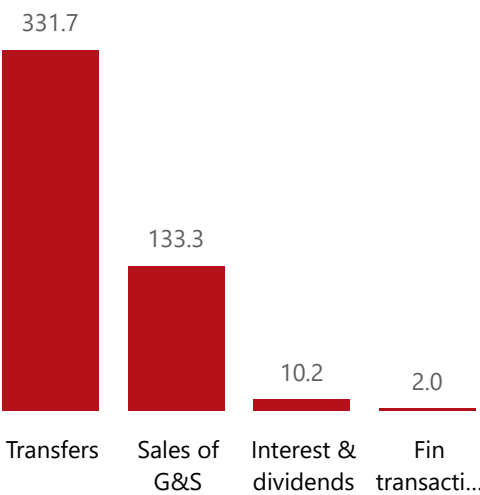
Approved Forecast YTD Variance



## Composition of receipts



## Top receipts items



## Quarter

3

## Cluster

All

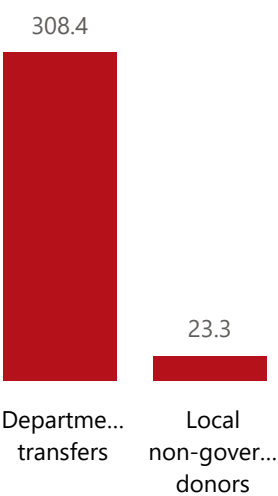
## Department

Forestry, Fisheries and the Environm...

## Entity

South African Weather Service

## Top 5 Transfers



## Receipts

Level 3	Approved	YTD	% YTD
Transfers	486.6	331.7	69.5%
Sales of G&S	167.2	133.3	27.9%
Interest & dividends	5.2	10.2	2.1%
Fin transactions		2.0	0.4%
Total	658.9	477.2	100.0%

# Public Entities Spending

Approved CoE

325.9

69.8%

Approved G&S

229.0

73.1%

Approved transfers

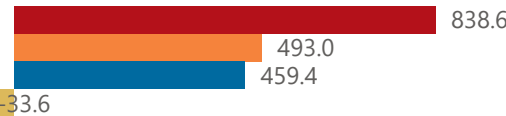
(Blank)

(Blank)

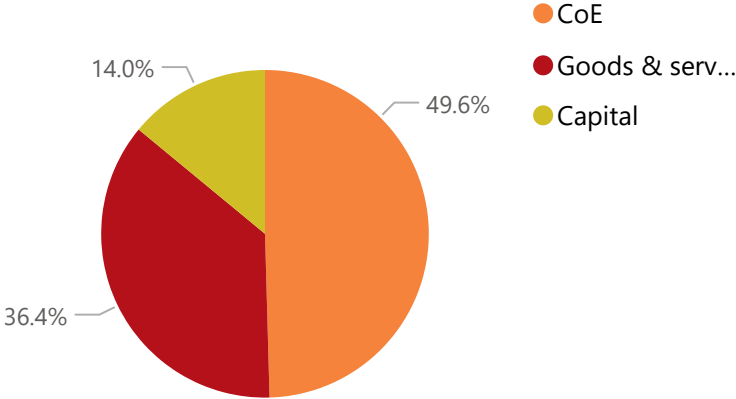
- ☐ R billion
- ☒ R million
- ☐ R thousand

## Actual vs Forecast

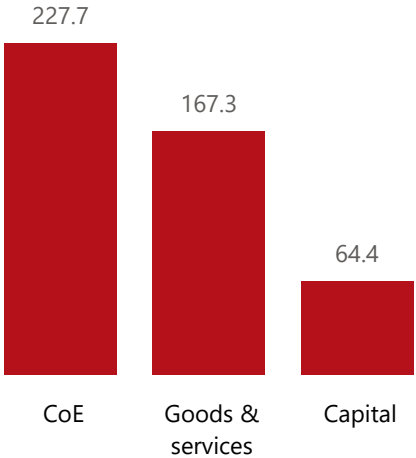
Approved Forecast YTD Variance



## Composition of spending



## Top spending items



## Quarter

3

## Cluster

All

## Department

Forestry, Fisheries and the Environm...

## Entity

South African Weather Service

## Capital assets

YTD Forecast



## Spending

Level 3	Approved	YTD	% YTD
CoE	325.9	227.7	49.6%
Goods & services	229.0	167.3	36.4%
Capital	283.6	64.4	14.0%
Total	838.6	459.4	100.0%